
INFOEXPRESS EXTRA

August 2025

● Bora Laskin Law Library ●

library.law.utoronto.ca

Syllabus Service

Fall 2025 Courses

We are now accepting your Fall 2025 course syllabi for copyright review. Please include the following information:

- Course name and code Course start/end date
- Number of students (approximate)
- The readings themselves and/or a clear identification of readings you don't have and for which you need our help locating/scanning

Please submit the final version of your syllabus to:
law.infoexpress@utoronto.ca.



Law In Action Within Schools (LAWS)



We are pleased to introduce our LAWS Summer Student! Anna working with us on our special collections, donations, new website, shelving, and generally gaining exposure to the various duties at the law library.

“Hello! My name is Anna Sydorenkova and I am originally from Ukraine. This summer I am working at the Bora Laskin Law Library. I am entering the 12th grade at Central Technical School and intend to study law in the future. I am interested in everything new, especially related to history and social justice. I am glad to be here and have the opportunity, even for a short time, to be part of the faculty team!”

~ Anna



INFOEXPRESS EXTRA

Digital Services Dispatch

August 2025

Bora Laskin Law Library

library.law.utoronto.ca

With another heatwave underway, it's a good time to stay indoors and catch up on the latest news about our online resources! Read on to learn about upcoming changes to our library catalogue and LexisNexis' updated AI Assistant.

U of T's refreshed Library Catalogue: Ready for beta-testing

What's happening?

If you've searched for books in our print and online collections before, you're probably familiar with [U of T's library catalogue site](https://utoronto.library.utoronto.ca) (aka "LibrarySearch"). The library catalogue is being refreshed over the summer term, transitioning to a new look and feel.

How do I try out the new library catalogue?

Preview the new library catalogue site by clicking the preview-button at the top of your search results or use this link below:

https://utoronto.primo.exlibrisgroup.com/nde/home?vid=01UTORONTO_INST:SneakPeek&lang=en

Although the beta-version's URL is quite different from our current catalogue's URL, your saved links should still work once the refresh is completed.

[Access the beta-version of the catalogue at the top of your search results.]

The screenshot shows the U of T LibrarySearch interface. At the top, there are navigation links: "New Search", "Get Help", "LibrarySearch Tips", and "Databases". Below these is a search bar containing "McGill guide". To the right of the search bar are icons for "Catalogue", "All libraries", a microphone, and a magnifying glass. Further right is a link to "Advanced Search". Below the search bar, there are tabs for "All Formats", "Books", "Articles", and "Book chapters". A yellow banner across the middle of the page reads: "Please sign in to get complete results and see request options. Sign in Need help? DISMISS". Below the banner, on the left, is a "Filter your results" section with "Sort by Relevance" and "Show Only" options. On the right, a "SUGGESTED WEBSITE" box is highlighted with a red border. It contains a small image of a hand pointing at a screen and the text: "Coming soon: a new look! Try the new LibrarySearch LibrarySearch will be getting a new look later this summer but we're giving you a sneak peek". At the bottom, there is a status bar showing "0 selected", "PAGE 1", and "1-10 of 230 Results".

INFOEXPRESS EXTRA

Digital Services Dispatch

August 2025

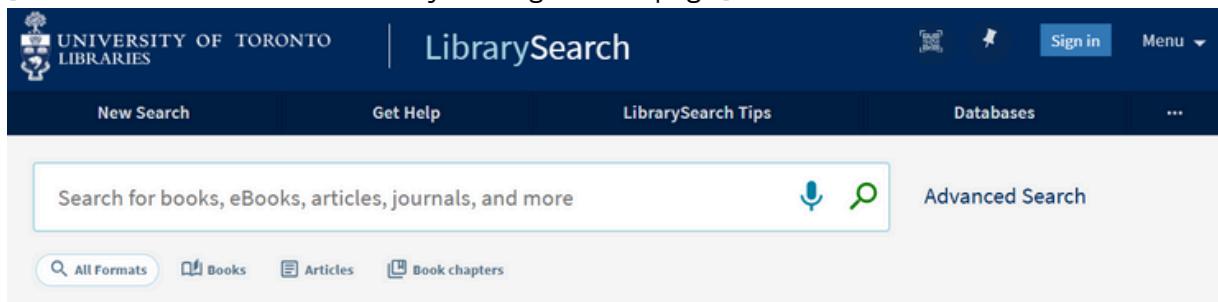
Bora Laskin Law Library

library.law.utoronto.ca

What if I want to report errors on the site?

Our colleagues at central U of T Libraries are still actively working on the site and updating the [help guide](#). If you have any questions or concerns about the refreshed site, please let us know!

[Current version of U of T's library catalogue homepage.]



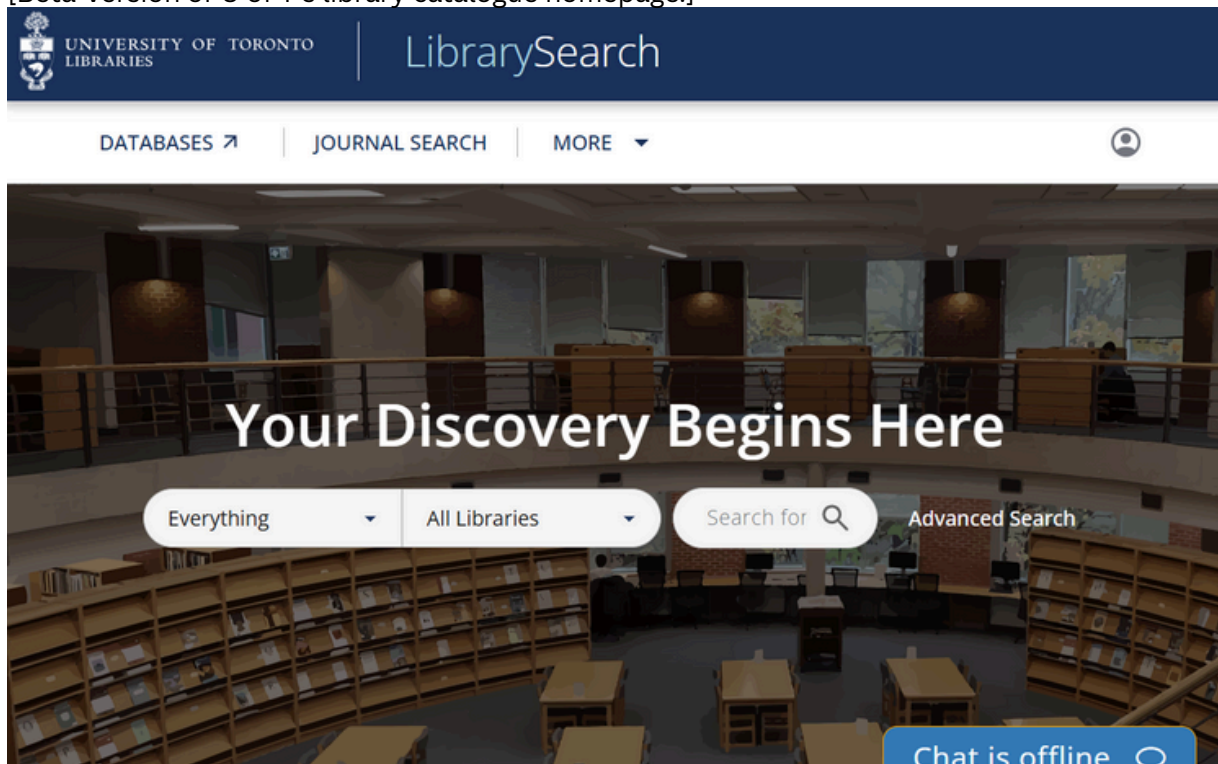
Using LibrarySearch

Most searches start by using the everything search. If you want to see results that include book chapters or articles, you will need to use the everything search. If you are searching only for physical materials in a library, full ebooks, e-journals or streaming media, you might consider using the catalogue search.

Support

Check out this [LibrarySearch Tips Guide](#)
Contact us at libraryhelp@utoronto.ca
Faculty members can reach out to the [Liaison Librarian](#) in their subject areas.

[Beta-version of U of T's library catalogue homepage.]



INFOEXPRESS EXTRA

Digital Services Dispatch

August 2025

Bora Laskin Law Library

library.law.utoronto.ca

[Current version of U of T's library catalogue results page.]

The screenshot shows the current version of the University of Toronto LibrarySearch interface. The header includes the University of Toronto Libraries logo, the 'LibrarySearch' title, and navigation links for 'New Search', 'Get Help', 'LibrarySearch Tips', and 'Databases'. A search bar contains the text 'Mcgill guide'. Below the search bar, there are filters for 'All Formats', 'Books', 'Articles', and 'Book chapters'. A yellow banner prompts users to 'Please sign in to get complete results and see request options.' with links for 'Sign in', 'Need help?', and 'DISMISS'. The main content area is divided into 'Filter your results' on the left and a list of results on the right. The 'Filter your results' section includes 'Sort by' (set to Relevance), 'Show Only' (with checkboxes for Physical Copy and Online), 'Format' (with checkboxes for Books (230) and Articles), and 'Library' (with checkboxes for Centre for Criminology Library (2) and others). The results list shows a book titled 'Canadian guide to uniform legal citation = Manuel canadien de la référence juridique.' by Scarbrough, Ont. : Carswell; c1998, 4th ed. A 'Chat is offline' button is visible in the bottom right corner.

[Beta-version of U of T's library catalogue results page.]

The screenshot shows the beta-version of the University of Toronto LibrarySearch interface. The header includes the University of Toronto Libraries logo, the 'LibrarySearch' title, and navigation links for 'DATABASES', 'JOURNAL SEARCH', 'INTERLIBRARY LOAN REQUEST', and 'MORE'. A search bar contains the text 'mcgill guide'. Below the search bar, there are filters for 'Library Catalog', 'All libraries', and 'Format' (with checkboxes for All Formats, Books, Articles, Book chapters, Journals, Audio, and More). A yellow banner prompts users to 'Please sign in to get complete results and see request options.' with links for 'Sign in' and 'DISMISS'. The main content area is divided into 'RECOMMENDATIONS' on the left and a list of results on the right. The 'RECOMMENDATIONS' section includes a 'SUGGESTED WEBSITE' with a link to 'Return to the current LibrarySearch view Take me back!' and a message about using Database search or the familiar layout. The results list shows a book titled 'Canadian guide to uniform legal citation = Manuel canadien de la référence juridique.' by Scarbrough, Ont. : Carswell; c1998, 4th ed. A 'Chat is offline' button is visible in the bottom right corner.

INFOEXPRESS EXTRA

Digital Services Dispatch

August 2025

● Bora Laskin Law Library ●

library.law.utoronto.ca

Protégé: LexisNexis' renamed and upgraded AI Assistant

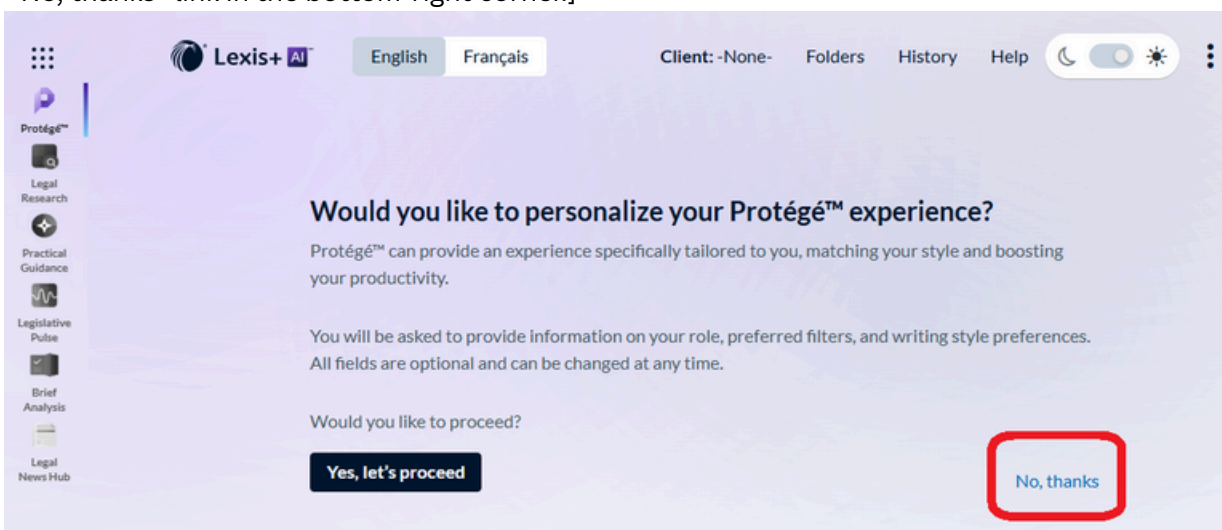
Since January 2025, law students have access to Lexis+ Canada's AI Assistant, which applies generative AI to LexisNexis database content. Recently, Lexis+ Canada has relaunched this tool as Protégé.

What's different?

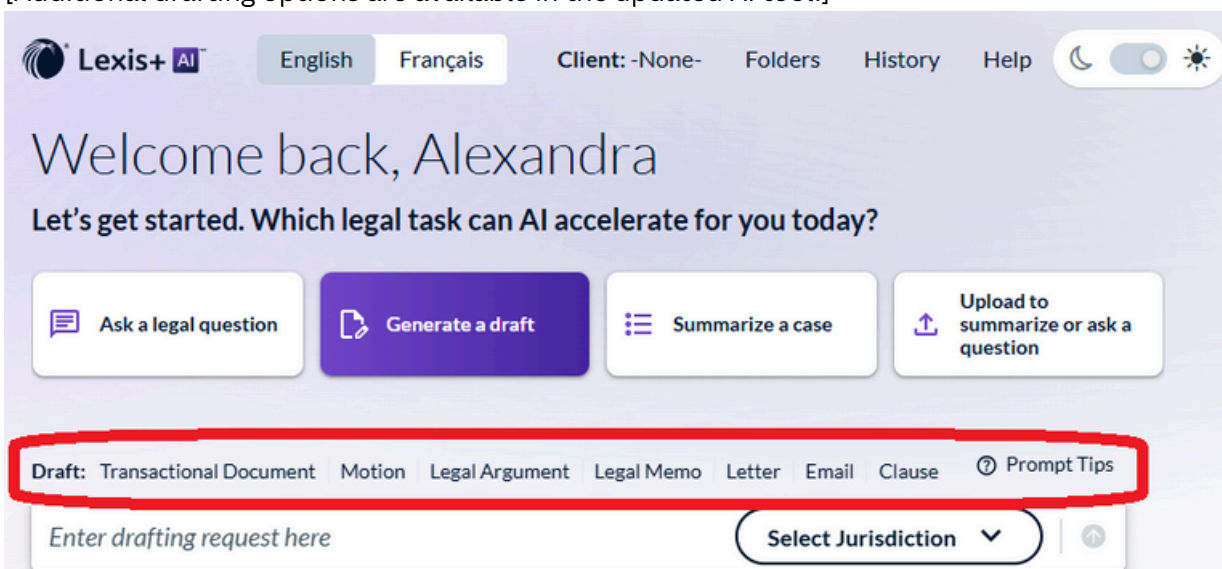
Unlike the earlier AI Assistant tool, Protégé uses agentic AI to offer optional personalization for users. Users can customize their experience by indicating their role type, drafting style, and jurisdiction. However, users can opt out of personalization.

The updated tool comes with more features, such as timeline generation, more document drafting options (including legal memos and contracts), and document storage. [Learn more about Protégé on the LexisNexis website.](#)

[Users will be prompted to personalize their experience, but users can opt out by clicking the "No, thanks" link in the bottom-right corner.]



[Additional drafting options are available in the updated AI tool.]



INFOEXPRESS EXTRA

Digital Services Dispatch

August 2025

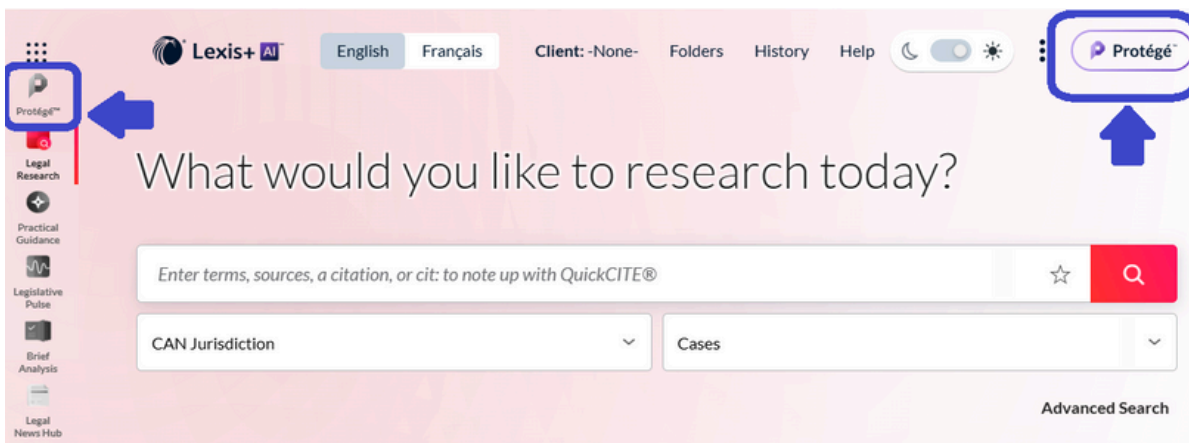
● Bora Laskin Law Library ●

library.law.utoronto.ca

What stays the same?

For all law school Lexis+ Canada users, the Legal Research (red) module remains the default view upon login.

Users who seek out the AI tool must first navigate to the (purple) module located at the top of the left-side menu OR click the button in the top right corner.



Is there database training available for students?

For late September to early October 2025, we are arranging vendor training sessions for Faculty of Law students to learn more about the Legal Research and Protégé modules on the Lexis+ platform. More details to come.

Wrap up

If you have questions or comments about our library's eResources and databases, please email our Digital Services Librarian at alexandra.kwan@utoronto.ca.